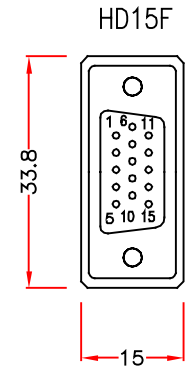
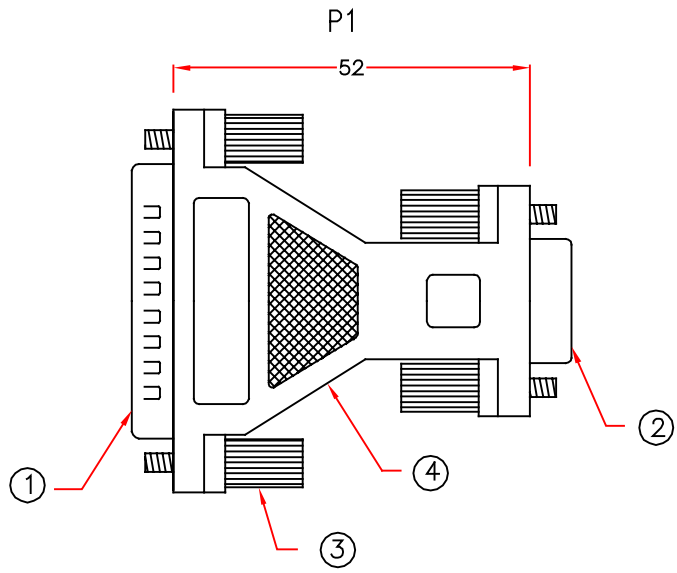
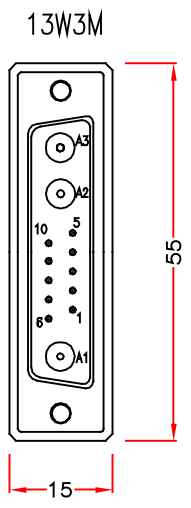


REVISIONS				
ZONE	REV	DESCRIPTION	DATE	APPROVED
	A	New Release	10/13/05	H.T.



PIN ASSIGNMENT			
	13W3M		HD15F
CONDUCTOR	A1	—————	1
SHIELD	A1	—————	6
CONDUCTOR	A2	—————	2
SHIELD	A2	—————	7
CONDUCTOR	A3	—————	3
SHIELD	A3	—————	8
		—————	4
		—————	5
		—————	10
		—————	14
		—————	13
		—————	11
SHIELD		—————	SHIELD

4.	BLACK PVC MOLDED HOOD	1	PCS.
3.	BLACK PVC MOLDED THUMBSCREW #4-40	1	PCS.
2.	HDDB15 FEMALE, GOLD FLASH ON CONTACTS	1	PCS.
1.	13W3 MALE CONNECTOR WITH 3 POWER PIN FEMALE AND 10 PIN MALE	1	PCS.
ITEM NO.	MATERIAL / SPECIFICATION	QTY REQD	UNIT
CABLE ASSEMBLY PARTS LIST			
UNLESS OTHERWISE SPECIFIED: 1. DIMENSION ARE IN INCHS 2. TOLERANCES: DECIMALS .XXX ±0.05 3. DO NOT SCALE DRAWING 4. REMOVE ALL BURRS AND BREAK SHARP EDGES.		CUSTOMER	
PROPRIETARY DOCUMENT THIS DRAWING AND/OR INFORMATION OR SUBJECT MATTER CONTAINED HEREIN SHALL NOT BE ISSUED, COPIED OR REPRODUCED IN ANY MANNER, OR FOR ANY PURPOSE, OTHER THAN AS EXPRESSLY ALLOWED BY COMTEC Enterprises Corp.		CUSTOMER APPROVAL	
DRAWN		DATE	
CHECKED		SCALE NONE Release Date: 10/13/05 SHEET 1 OF 1	
PCCABLES.COM INC			
TITLE 13W3 MALE / HDDB15 FEMALE ADAPTOR			
SIZE	FSCM NO.	DWG NO	REV A